

# TOTAL INVESTMENT APPROACH IN NUMBERS, 2015–18



The Arts Council has announced its investment approach for 2015–18, with details of the new National portfolio, museums funding, Strategic funds and Grants for the arts

## PROPOSED NATIONAL PORTFOLIO AND MAJOR PARTNER MUSEUMS

670

The National portfolio will be made up of 670 arts organisations, down from 703<sup>1</sup>

46

46 new organisations joining, 58<sup>2</sup> leaving

21

Our Major Partner Museums are increasing in number from 16 to 21


**£69.6m** £69.6m<sup>3</sup> each year of Lottery money will go into the national portfolio, to be invested in touring and work with children and young people (up from £29.0m<sup>3</sup>)

**3** The three largest new National portfolio organisations are:

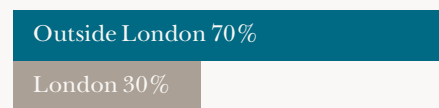
- Derby Theatre
- Tyne & Wear Museums
- New Adventures & Re:Bourne, Brighton

## FUNDING ACROSS ENGLAND

### Grant in aid



### Lottery funding

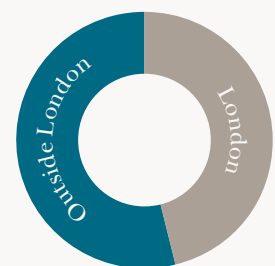
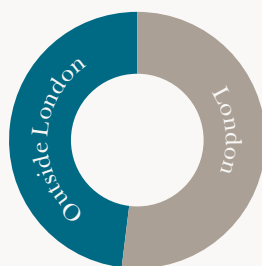


### National portfolio organisations

2008–2012

2012–2015

2015–2018



- Outside London
- London

• 49% • 51%

• 51% • 49%

• 53% • 47%

<sup>1</sup>Including NPOs, Bridge organisations and National Youth Music Organisations

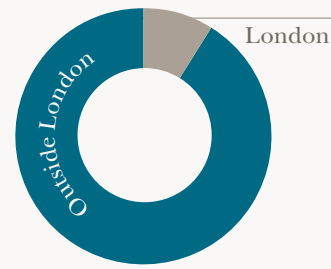
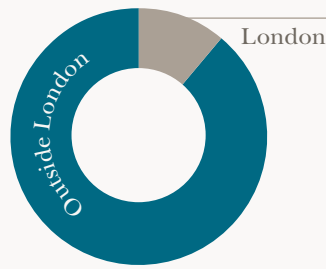
<sup>2</sup>There are a further 21 organisations not included in the new portfolio. These are 5 Associate Bridges who chose not to apply for Bridge status and 16 NPO organisations who did not reapply.

<sup>3</sup>Figure includes Bridge and National youth music organisations

## Major partner museums

2012–2015

2015–2018



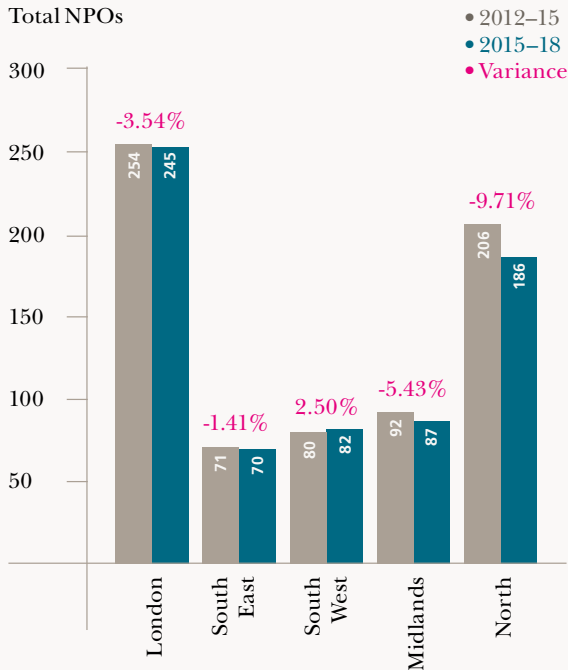
- Outside London
- London

• 89% • 11%

• 91% • 9%

## National portfolio organisations across England

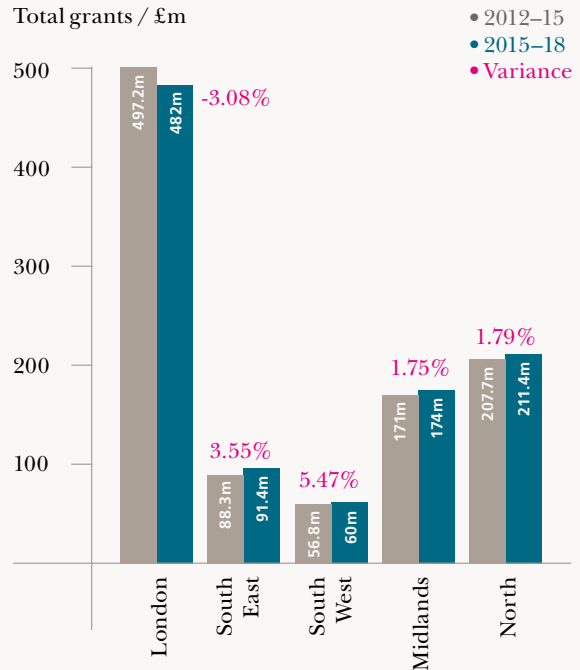
Total NPOs



	2012–15	2015–18
Totals	703	670

## National portfolio funding across England

Total grants / £m



	2012–15	2015–18
Totals	£1,020,943,573	£1,018,597,474

## GRANTS FOR THE ARTS

2012–2015

£63m  
per year

2015–2018

£70m  
per year

## STRATEGIC FUNDS

2014/2015

£153m

2015/2016

£104m